


**An Exciting
Copper-Gold-Silver
Development Company
...*'producing'* results**

TSX-V, Nasdaq First North: FIL
www.filo-mining.com



AGM Presentation
June 14, 2018

CAUTIONARY STATEMENT



This presentation and responses to questions constitute "forward-looking information" and "forward-looking statements" within the meaning of applicable securities legislation (collectively, "forward-looking information") concerning the business, operations and financial performance and condition of Filo Mining Corp.

Forward-looking statements include, but are not limited to, statements with respect to the future price of gold, silver, and copper; the Company's expectations with respect to the results of a preliminary economic assessment ("PEA") of the Filo del Sol Project (see *Filo del Sol Project* below); the assumptions used and the estimation of mineral resources for the Filo del Sol Project; the expectations with regards to opportunities identified in the PEA; the expected timing of future studies and exploration programs; the Company's expectations with respect to exploration activities, permitting time lines, currency exchange rate fluctuations, requirements for additional capital, government regulation of mining operations, environmental risks, title disputes or claims and limitations on insurance coverage. Generally, any statements that express or involve discussions with respect to predictions, expectations, beliefs, plans, projections, objectives, assumptions or future events or performance, (often, but not always, identified by words or phrases such as "plans", "expects" or "does not expect", "is expected", "budget", "scheduled", "estimates", "forecasts", "intends", "projects", "estimates", "budgets", "scheduled", "forecasts", "assumes", "intends", "strategy", "goals", "objectives", "potential", "possible", "anticipates" or "does not anticipate", or "believes", or variations of such words and phrases or statements that certain actions, events, conditions or results "will", "may", "could", "would", "should", "might" or "will be taken", "will occur" or "will be achieved" or the negative connotations thereof and similar expressions) are not statements of historical fact and may be forward-looking statements.

Forward-looking statements are necessarily based upon a number of factors that, if untrue, could cause the actual results, performances or achievements of Filo Mining to be materially different from future results, performances or achievements expressed or implied by such statements. Such statements and information are based on numerous assumptions regarding present and future business strategies and the environment in which Filo Mining will operate in the future, including the price of gold and other by-product metals, anticipated costs and ability to achieve goals. Certain important factors that could cause actual results, performances or achievements to differ materially from those in the forward-looking statements include, among others, gold and other by-product metals price volatility, discrepancies between actual and estimated mineral resources, mining operational and development risks, litigation risks, regulatory restrictions (including environmental regulatory restrictions and liability), changes in national and local government legislation, taxation, controls or regulations and/or change in the administration of laws, policies and practices, expropriation or nationalization of property and political or economic developments in Canada, and other jurisdictions in which the Company does or may carry on business in the future, delays, suspension and technical challenges associated with capital projects, higher prices for fuel, steel, power, labour and other consumables, currency fluctuations, the speculative nature of gold exploration, the global economic climate, dilution, share price volatility, competition, loss of key employees, additional funding requirements and defective title to mineral claims or property. Although Filo Mining believes its expectations are based upon reasonable assumptions and has attempted to identify important factors that could cause actual actions, events or results to differ materially from those described in forward-looking statements, there may be other factors that cause actions, events or results not to be as anticipated, estimated or intended.

Forward-looking statements are subject to known and unknown risks, uncertainties and other important factors that may cause the actual results, level of activity, performance or achievements of Filo Mining to be materially different from those expressed or implied by such forward-looking statements, including but not limited to: risks related to international operations including economic and political instability in foreign jurisdictions in which Filo Mining operates; risks related to current global financial conditions; risks related to joint venture operations; actual results of current exploration activities; environmental risks; conclusions of economic evaluations; changes in project parameters as plans continue to be refined; future prices of gold and other by-product metals; possible variations in mineral resources; failure of plant, equipment or processes to operate as anticipated; accidents, labour disputes; delays in obtaining governmental approvals or financing or in the completion of development or construction activities and other risks of the mining industry, as well as those factors discussed under "Risk-Factors" and elsewhere in Filo Mining's most recent management's discussion and analysis and annual information form available on SEDAR at www.sedar.com. Although Filo Mining has attempted to identify important factors that could cause actual results to differ materially from those contained in forward-looking statements, there may be other factors that cause results not to be as anticipated, estimated or intended. There can be no assurance that such statements will prove to be accurate, as actual results and future events could differ materially from those anticipated in such statements. Accordingly, readers should not place undue reliance on forward-looking statements. Forward-looking statements are made as of the date hereof and, accordingly, are subject to change after such date. Except as otherwise indicated by Filo Mining, these statements do not reflect the potential impact of any non-recurring or other special items or of any dispositions, monetizations, mergers, acquisitions, other business combinations or other transactions that may be announced or that may occur after the date hereof. Forward-looking statements are provided for the purpose of providing information about management's current expectations and plans and allowing investors and others to get a better understanding of the Company's operating environment. Filo Mining does not intend or undertake to publicly update any forward-looking statements that are included in this document, whether as a result of new information, future events or otherwise, except in accordance with applicable securities laws. All forward-looking information contained in this presentation is qualified by these cautionary statements. Readers are cautioned not to place undue reliance on forward-looking information due to the inherent uncertainty thereof.

Mineral Resource Disclosure Notes and Qualified Persons

This presentation includes written disclosure of Mineral Resources for the Filo del Sol Deposit. These notes are an integral part of this disclosure and should be read in conjunction with every written disclosure of the Mineral Resources in this presentation. To put the summary resource information included in this presentation into its complete context the reader should review the entire relevant Technical Report for the Project. This document may use the terms "Measured", "Indicated", and "Inferred" Resources as these terms are defined under Canada's National Instrument 43-101. U.S. investors are advised that, while such terms are recognized and required by Canadian regulations, the U.S. Securities and Exchange Commission does not recognize them. Readers are cautioned that Mineral Resources do not have demonstrated economic viability and are further cautioned not to assume that all or any part of Measured or Indicated Resources will ever be converted into Mineral Reserves.

Filo del Sol Project

The Filo del Sol Project is the subject of a Technical Report titled, "Independent Technical Report for a Preliminary Economic Assessment on the Filo del Sol Project, Region III, Chile and San Juan Province, Argentina (the "Filo Report") prepared by SRK Consultant (Canada) Inc., dated December 18, 2017, with an effective date of November 6, 2017. The Filo Report is available under the Filo Mining profile on SEDAR www.sedar.com.

Qualified Persons

The disclosure of scientific and technical information regarding the Company's properties in this presentation was prepared by or reviewed by: Bob Carmichael, P. Eng., the Company's Vice President, Exploration, and James Beck P.Eng., the Company's Vice President Corporate Development & Projects, who are Qualified Persons in accordance with the requirements of NI 43-101.

ONE OF SOUTH AMERICA'S MOST EXCITING DEVELOPMENT PROJECTS

➤ **Flagship Project - Filo del Sol 100% Interest**

- **Large-scale deposit** w/several different zones of mineralization (AuOx, CuAuOx, Silver-rich, and primary sulphide)
- **Copper dominant** benefiting from excellent gold and silver credits
- **Top-rated mining jurisdiction** along Argentine/Chilean border
- Adjacent to highly prolific Maricunga (Chile) and El Indio (Argentina) Gold Belts - (notable - Caspiche, La Coipa, Veladero, El Indio and Pascua Lama, and others)

➤ **A Lundin Group Company**

- Management & Board with **extensive South American exploration and project development expertise**
- **28.2%** interest held by **Lundin Family Trusts**
- Reputational and Financial wherewithal to sustain commodity cycles

➤ **Development & Exploration Upside**

- Positive PEA (Nov, 2017) - USD 705m NPV_{8%} and 23% IRR on the oxide portion of the resource (**with 75% of prospective acreage yet to be explored**)
- Continued **Positive Assay Results** (April & May, 2018)
- **Updated Mineral Resource Estimate – Summer 2018**
- **PFS – Anticipated in Q1 2019**
- Extensive land package w/several **additional exploration targets**



SHARE & CAPITAL STRUCTURE OVERVIEW

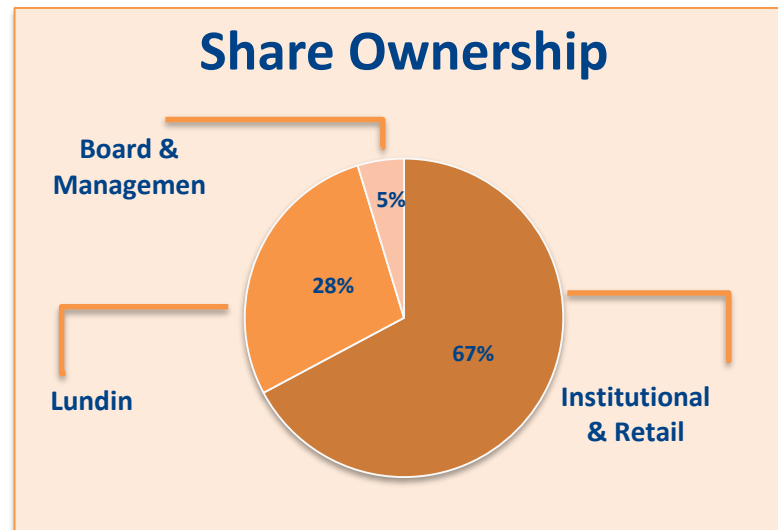


Capital Structure*

FIL	TSX-V, Nasdaq First North
\$2.40	Share Price (CA\$)
76.7	Fully Diluted Shares (million)
\$173.1	Market Capitalization (CA\$ million)
\$2.80/\$1.81	52 week high/low (CA\$)

*as of March 31, 2018

Share Ownership

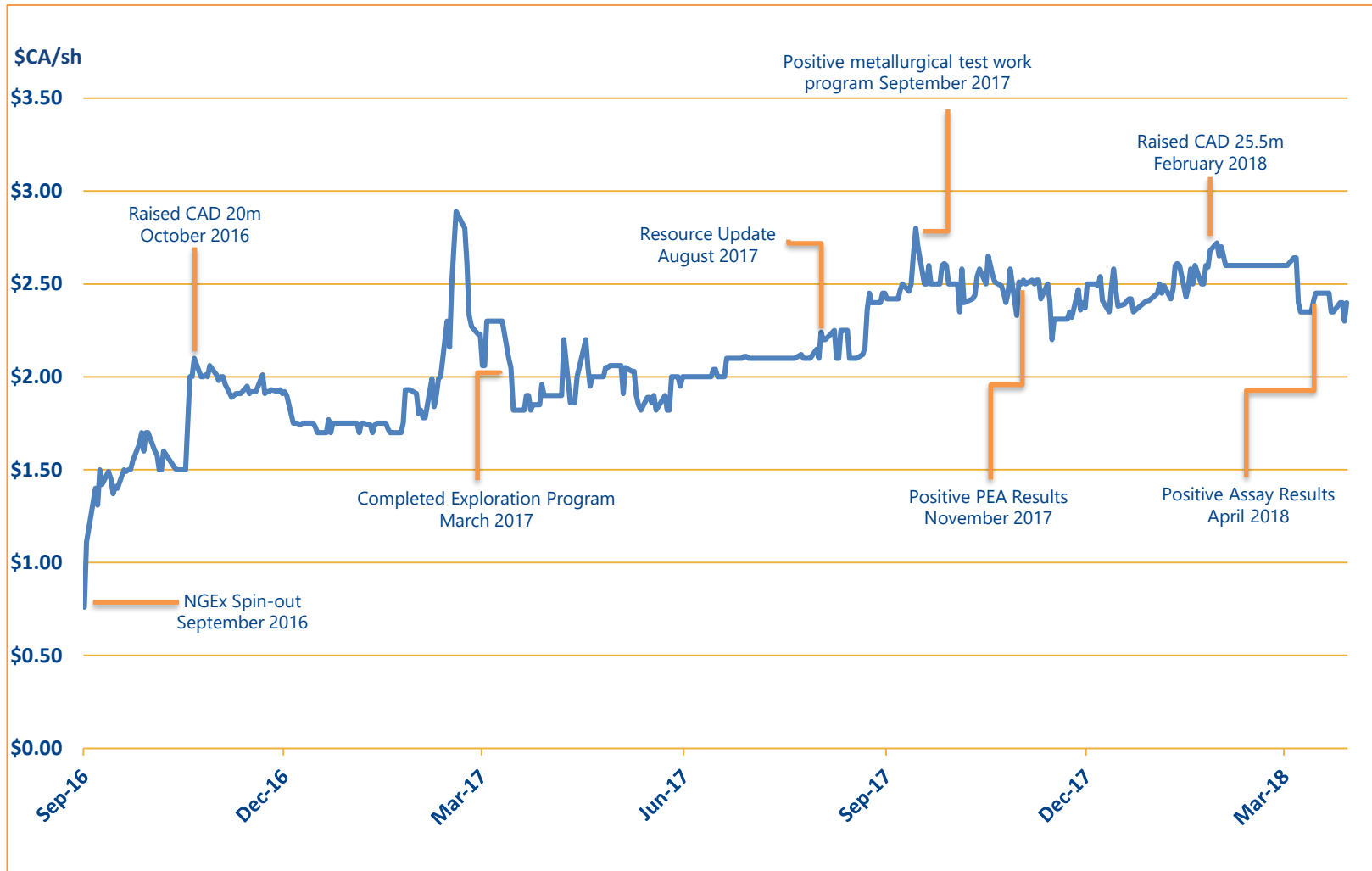


Analyst Coverage**

Firm	Analyst
GMP Securities	Ian Parkinson
Haywood Securities	Dr. Geordie Mark
Paradigm Capital	David Davidson
Pareto Securities	Jack Garman
Echelon Wealth Partners	Ryan Walker

* *Filo Mining Corp. is followed by the analysts listed above. Note that any opinion, estimate(s), forecasts regarding the Company made by these analysts are the analysts' opinions and do not represent opinions, estimates or forecasts of the Company or its management. Filo Mining Corp. does not imply endorsement by the analyst coverage referenced above.

MILESTONES TIMELINE



➤ **Updated Mineral Resource Estimate**

- Effective July 2017

➤ **Appointment of Adam Lundin, President & CEO**

- Wojtek Wodzicki remains Director, and assumes role as Advisor to Technical Team

➤ **Positive Metallurgical Test Work**

- Critical data for a Preliminary Economic Assessment (“PEA”)

➤ **Completion of PEA**

- Incorporates Updated Mineral Resource Estimate, as well as preliminary open-pit mining, and heap leach processing estimates
- Oxide portions of the Mineral Resource, only.
- Demonstrates robust project with strong economics



➤ *Resource Update July 2017*

- <9,000m drilling
- 61% increase to overall resource in all categories
- 98% conversion of Inferred to Indicated
- Four distinct zones based on metallurgical characteristics – AuOx, CuAuOx, Ag with underlying CuAu Sulphide (untested during 2016/2017)



UPDATED RESOURCE ESTIMATE

GOLD-OXIDE – COPPER-GOLD OXIDE – SILVER



INDICATED PORTION OF RESOURCE ONLY

Gold Oxide Zone

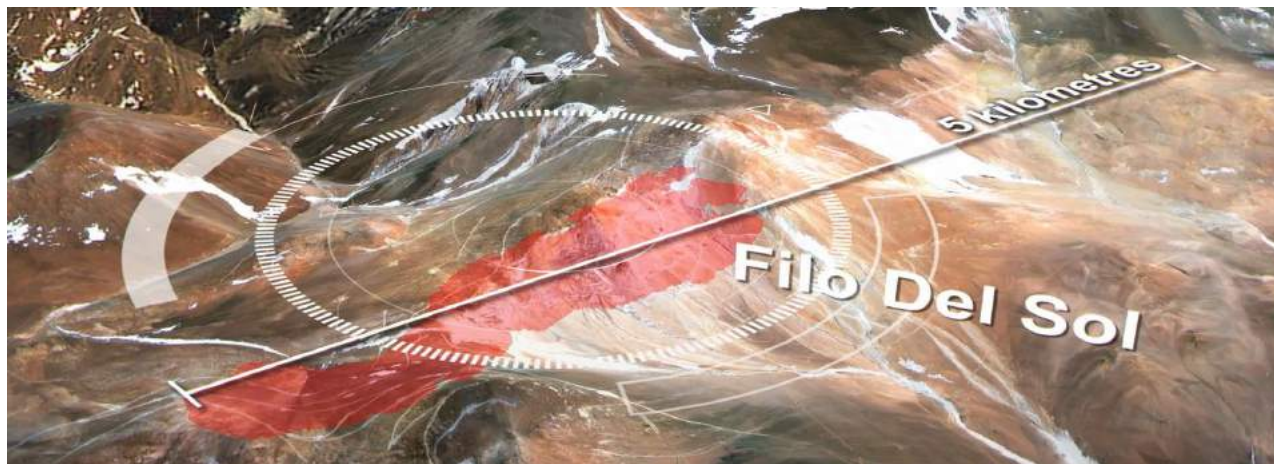
- 59 Mlbs of copper
- 710 koz of gold
- 5.1 Moz of silver

Copper Gold Zone

- 1.6 Blbs of copper
- 1.6 Moz of gold
- 15.5 Moz of silver

Silver Zone

- 0.6 Blbs of copper
- 0.5 Moz of gold
- 81.6 Moz of silver



INFERRED PORTION OF RESOURCE ONLY

Gold Oxide Zone

- 57 Mlbs of copper
- 368 Koz of gold
- 2.47 Moz of silver

Copper Gold Zone

- 0.6 Blbs of copper
- 924 Koz of gold
- 6.9 Moz of silver

Silver Zone

- 0.15 Blbs of copper
- 0.2 Moz of gold
- 43.1 Moz of silver

UPDATED RESOURCE ESTIMATE



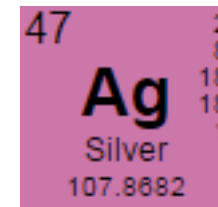
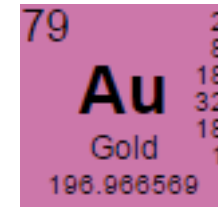
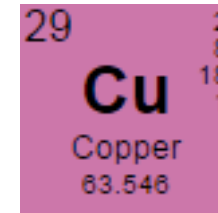
Total Resource

Zone	Cutoff	Category	Tonnes (millions)	Cu (%)	Au (g/t)	Ag (g/t)	lbs Cu (millions)	Ounces Au (thousands)	Ounces Ag (thousands)
AuOx	0.20 g/t Au	Indicated	52.5	0.05	0.42	3.0	59	710	5,060
		Inferred	31.7	0.08	0.36	2.4	57	368	2,470
CuAuOx	0.15 % CuEq	Indicated	175.3	0.42	0.29	2.8	1,636	1,630	15,530
		Inferred	94.7	0.30	0.30	2.3	624	924	6,970
Ag	20 g/t Ag	Indicated	36.5	0.52	0.41	69.5	421	485	81,600
		Inferred	17.0	0.40	0.43	78.9	149	235	43,130
Sulphide	0.30 % CuEq	Indicated	108.6	0.28	0.32	2.2	658	1,129	7,690
		Inferred	95.5	0.29	0.32	2.4	612	983	7,420
Total		Indicated	372.9	0.34	0.33	9.2	2,774	3,954	109,880
		Inferred	238.9	0.27	0.33	7.8	1,442	2,510	59,990

1. CuAuOx copper equivalent (CuEq) assumes metallurgical recoveries of 82% for copper, 55% for gold and 71% for silver based on preliminary metallurgical testwork, and metal prices of USD 3.00/lb copper, USD 1,300/oz gold, USD 20.00/oz silver. The CuEq formula is: $CuEq = Cu + Ag * 0.0084 + Au * 0.4239$;
2. Sulphide copper equivalent (CuEq) assumes metallurgical recoveries of 84% for copper, 70% for gold and 77% for silver based on similar deposits, as no metallurgical testwork has been done the Sulphide mineralization, and metal prices of USD 3.00/lb, Ag USD 20.00/oz, Au USD 1,300. The CuEq formula is: $CuEq = Cu + Ag * 0.0089 + Au * 0.5266$;
3. The Qualified Person for the resource estimate is James N. Gray, P.Geo. of Advantage Geoservices Ltd.;
4. All figures are rounded to reflect the relative accuracy of the estimate;
5. Mineral Resources are not Mineral Reserves and do not have demonstrated economic viability;
6. The resource was constrained by a Whittle® pit shell using the following parameters: Cu USD 3.00/lb, Ag USD 20.00/oz, Au USD 1,300/oz, slope of 45°, a mining cost of USD 2.50/t and an average process cost of USD 13.26/t.

- ***Refined recovery estimates for the AuOx, and Cu-AuOx zones at Filo del Sole through column leaching and sequential column leaching.***
- Cyanide column leach tests on AuOx material returned Au of 92.8% and Ag of 69.8%,
 - Sequential, acid-Cu-AuOx material yielded recoveries of 81.9%, 86.7%, and 70.8%, for Cu, Au and Ag, respectively

(see news release dated September 25, 2017).



PRELIMINARY ECONOMIC ASSESSMENT (PEA)



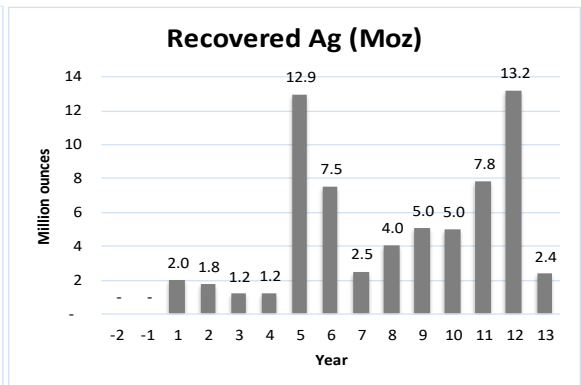
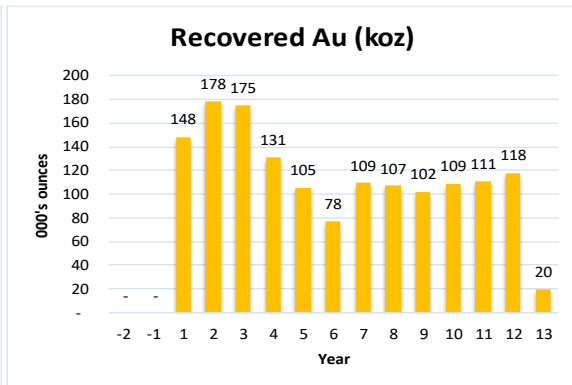
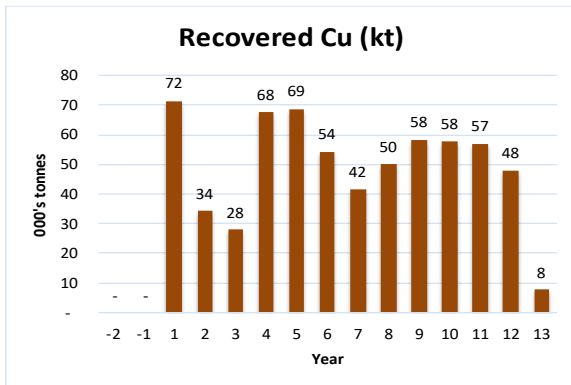
Pre-Tax NPV _{8%} & IRRF	USD 1,163m 28.7% IRR
After-Tax NPV _{8%} & IRR	USD 705m NPV 23.3% IRR
Undiscounted After-Tax Cash Flow (LOM)	USD 1,763,m
Payback Period from start of processing (undiscounted, after-tax cash flow)	3.6 Years
Metals Prices Assumed	USD 3.00/lb copper USD 1,300/oz gold USD 20.00/oz silver
Initial Capital Expenditures	USD 792m
LoM Sustaining Capital Expenditure (excluding closure)	USD 122m
LOM C-1 Cash Costs (Co-Product)	USD 1.42/lb copper eq.
Nominal Process Capacity	50,000 t/d
Mine Life	13 years
Average Annual Metal Production (rounded)	50,000 t copper 115,000 oz gold 5,130,000 oz silver
LOM Average Process Recovery	74% copper 75% gold 62% silver

- **SRK Consulting (Canada) Inc. commissioned Sept 2017**
- **Report Completed Nov 2017**
- **PEA Focused on Leachable Zones of Resource**
- **Robust Economic Results**
- **Low-cost**
- **De-rated Recovery Numbers**

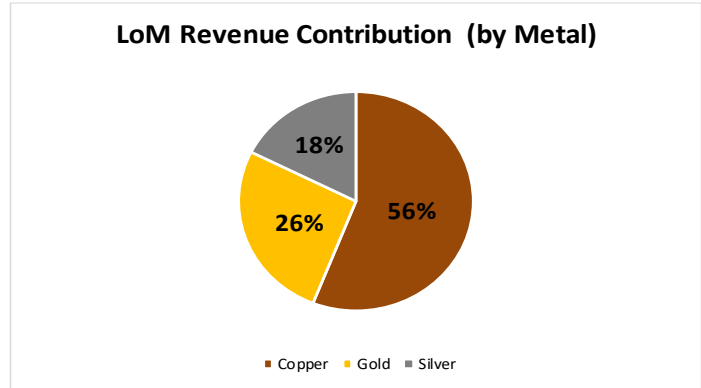
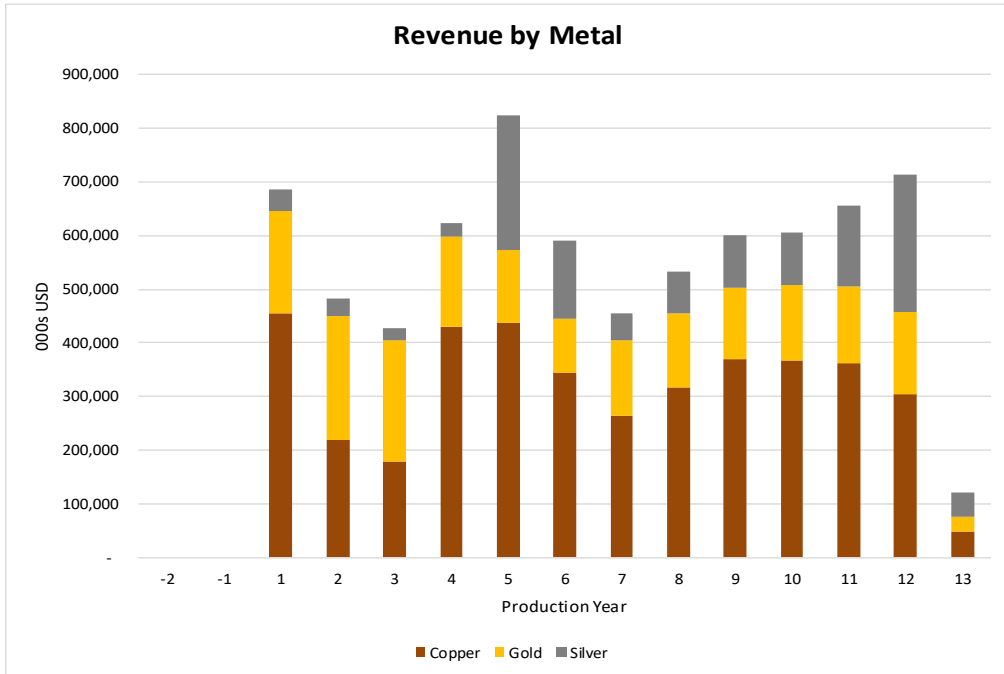
All figures reported are in 2017 US dollars and on a 100% Project and 100% equity basis valuation. 88% of the mineral resources in the PEA mine plan are in Argentina and for the purposes of the PEA valuation, the project has been modeled as though it is entirely in Argentina. This includes a 3% provincial mining royalty and 35% corporate tax rate. See News Release dated November 28, 2017 titled "Filo Mining Announces Positive PEA for Filo del Sol With a USD 705m NPV8% and 23% IRR". This document is available under the Company's profile on SEDAR www.sedar.com.

The reader is advised that the PEA study results presented here are only intended to provide an initial, high-level summary of the project. The PEA is preliminary in nature and includes the use of inferred mineral resources, which are considered too speculative geologically to have the economic considerations applied to them that would enable them to be categorized as mineral reserves and there is no certainty that PEA results will be realized. Mineral resources are not mineral reserves and do not have demonstrated economic viability.

PROPOSED ANNUAL METAL PRODUCTION PROFILES



ESTIMATED REVENUE CONTRIBUTION



See News Release dated November 28, 2017 titled "Filo Mining Announces Positive PEA for Filo del Sol With a US\$705 Million NPV and 23% IRR". This document is available under the Company's profile on SEDAR www.sedar.com.

Copper Sensitivity Chart



GOLD & SILVER HELD CONSTANT AT \$1,300/OZ & \$20/OZ RESPECTIVELY

		IRR 23% -> 28% -> 33%							
Sensitivity to Discount Rate & Copper Prices		\$2.50/lb Copper (USD Million)		\$3.00/lb Copper (USD Million)		\$3.50/lb Copper (USD Million)		\$4.00/lb Copper (USD Million)	
		<i>Pre-Tax</i>	<i>After Tax</i>	<i>Pre-Tax</i>	<i>After Tax</i>	<i>Pre-Tax</i>	<i>After Tax</i>	<i>Pre-Tax</i>	<i>After Tax</i>
Discounted at 5%		1,123.8	689.0	1,598.4	1,003.3	2,073.0	1,316.2	2,547.6	1,627.8
Discounted at 8%		777.1	447.5	1,162.6	705.4	1,548.2	961.8	1,933.7	1,216.4

PEA base case highlighted

STRONG PEA RESULTS ARE JUST A BEGINNING...


- Unique processing options to evaluate at PFS
 - Fast leach kinetics suggest a simple wash stage to recover the soluble copper could replace the copper heap facilities, reducing capital and operating costs

- Optimizing the mine plan
 - Opportunities exist to help smooth production and bring forward copper revenues

- Improved metallurgical recoveries through additional test work

- Exploration success – delineating more or higher grade material
 - Deposit is open in most directions
 - Multiple untested targets that are prospective for discovery

- Eventual inclusion of a flotation circuit for potential processing of the sulphide portion of the resource



➤ **Capital Raise** (closed Feb 28, 2018)

- C\$ 25.5 Million Gross Proceeds
 - C\$ 15.3 million - Bought Deal
 - C\$10.2 million - Non-Brokered Private Placement (concurrent)

➤ **2017/2018 Field Season**

- ~ 4.5 tonnes collected for metallurgical, geotechnical & environmental testwork
- 9,411m of drilling - 31 RC and 9 DD holes
 - Positive assay results (released April & May, 2018)
- Supporting move-forward w/Updated Mineral Resource Estimate (summer 2018)
 - Anticipate conversion of Inferred oxide material to Indicated category
 - Anticipate extension of mineralization

➤ **Pre-Feasibility Study**

- Target - Q1 2019
- Ausenco Engineering Canada Inc. engaged to conduct study
- Optimization of mine planning & schedule

➤ **Ramp-up of 2018/2019 Field Season**

- Step-out Exploration
- Plan for Bankable Feasibility Study



Filo Mining Corp.

Suite 2000

885 West Georgia Street

Vancouver, BC Canada V6C 3E8

filo-mining.com

info@filo-mining.com

+1.604.689.7842